



IDSP-75/COVID/2020
STATUS UPDATE ON COVID-19
Imphal, the 27th June, 2020
6:30 PM – 6:30 PM [26 June - 27 June, 2020]

A. Screening of Truckers (Drivers & Handymen)/Other commuters at Entry Points:

Sl. No.	Name of screening points	No of persons screened today		Cumulative no of persons screened till date	No. of persons detected with symptoms (fever & cough/breathing difficulty)	Cumulative number of persons with Symptoms
		Truckers	Commuters			
1.	Mao	592	102	87,886	0	0
2.	Jiribam	76	9	20,715	0	0
3.	Jiribam (Train)	0	0	22,870	0	0
4.	Airport-Imphal	0	129	1,17,675	0	0
5.	Others	0	2	32,594	0	0
Total		668	242	2,81,737	0	0

B. Dedicated screening of drivers & handyman (trucks/gas bullets/oil tankers) at destination/Imphal

Sl. No.	Screening site	No. screened today	Cumulative	No. with symptoms for the day	Cumulative with symptoms
1.	ISBT (trucks)	441	36,796	0	3
2.	YAS Complex, Khuman Lampak (Oil tankers)	45	4,334	0	2
3.	Sekmai Gas Plant (Gas bullets)	26	1,786	0	3
Total		512	42,916	0	8

C. Status of Persons under Quarantine:

Type of Quarantine	Number of New persons kept under HQ/ GQ/CQ	Cumulative no. of persons under HQ/ GQ/CQ	Current no. of persons having completed HQ/ GQ/CQ	Cumulative no of persons having completed HQ/ GQ/CQ	No of persons currently under HQ/ GQ/CQ
	A	B	C	D	E (B – D)
Home Quarantine (Returnees from foreign countries)	0	486	0	486	0
Government Quarantine	64	15,569	806	13,737	1,832
Community Quarantine	485	33,516	884	25,719	7,797
Paid Quarantine	22	1,515	32	1,096	419

D. COVID-19 Control Room:


Total Calls attended today	Cumulative no. of calls attended
33	18,126


E. Laboratory test:


Sl. No.	VRDL Laboratory	No. of test results received today	Cumulative no of test results received	No. of positive test results	Cumulative no. of positive test results
		A	B	C	D
1.	RIMS	533	24,102	17	579
2.	JNIMS	1,172	24,103	0	513
3.	NIV, Pune/GMCH	0	15	0	0
Total		1,705	48,220	17	1,092

F. Status of COVID-19 Positive Cases in COVID Care Facilities:

Sl. No.	Name of isolation facility	No. of cases admitted today	Cumulative no. of cases admitted	Number of cases discharged today	Cumulative no. of cases discharged	No. of cases currently in Isolation Facility
	A	B	C	D	E	F (C-E)
1.	RIMS	0	224	0	173	51
2.	JNIMS	0	289	29	159	130
3.	DH Bishnupur	0	36	0	32	4
4.	UNACCO	6	387	10	68	319
5.	TK Woodland Resort, Ukhrul	0	21	0	0	21
6.	Tamenglong Higher Secondary School/CCC	0	64	0	0	64
7.	CCC/ISO Ward, Churachandpur	0	9	0	0	9
8.	CCC, Senapati	19	19	0	0	19
9.	Quarantine Centers (Districts)	0	43	0	0	43
Total		25	1,092	39	432	660


 (H. Shyamkishor Sharma)
 State Microbiologist, IDSP
 Manipur


 (Antony H.)
 State Data Manager, IDSP
 Manipur


 (Dr L. Tomcha Khuman)
 State Surveillance Officer, IDSP
 Manipur



IDSP-75/COVID/2020
STATUS UPDATE ON COVID-19
Imphal, the 28th June, 2020
6:30 PM – 6:30 PM [27 June - 28 June, 2020]

A. Screening of Truckers (Drivers & Handymen)/Other commuters at Entry Points:

Sl. No.	Name of screening points	No of persons screened today		Cumulative no of persons screened till date	No. of persons detected with symptoms (fever & cough/breathing difficulty)	Cumulative number of persons with Symptoms
		Truckers	Commuters			
1.	Mao	431	47	88,364	0	0
2.	Jiribam	204	30	949	0	0
3.	Jiribam (Train)	0	1,258	24,128	0	0
4.	Airport-Imphal	0	155	1,17,830	0	0
5.	Others	0	0	32,594	0	0
Total		635	1,490	2,83,862	0	0

B. Dedicated screening of drivers & handyman (trucks/gas bullets/oil tankers) at destination/Imphal

Sl. No.	Screening site	No. screened today	Cumulative	No. with symptoms for the day	Cumulative with symptoms
1.	ISBT (trucks)	982	37,778	0	3
2.	YAS Complex, Khuman Lampak (Oil tankers)	0	4,334	0	2
3.	Sekmai Gas Plant (Gas bullets)	0	1,786	0	3
Total		982	43,898	0	8

C. Status of Persons under Quarantine:

Type of Quarantine	Number of New persons kept under HQ/ GQ/CQ	Cumulative no. of persons under HQ/ GQ/CQ	Current no. of persons having completed HQ/ GQ/CQ	Cumulative no of persons having completed HQ/ GQ/CQ	No of persons currently under HQ/ GQ/CQ
	A	B	C	D	E (B – D)
Home Quarantine (Returnees from foreign countries)	17	503	0	486	17
Government Quarantine	134	15,703	340	14,077	1,626
Community Quarantine	290	33,806	302	26,021	7,785
Paid Quarantine	49	1,564	38	1,134	430

D. COVID-19 Control Room:


Total Calls attended today	Cumulative no. of calls attended
49	18,175


E. Laboratory test:

Sl. No.	VRDL Laboratory	No. of test results received today	Cumulative no of test results received	No. of positive test results	Cumulative no. of positive test results
		A	B	C	D
1.	RIMS	404	24,506	75	654
2.	JNIMS	460	24,563	18	531
3.	NIV, Pune/GMCH	0	15	0	0
Total		864	49,084	93	1,185

F. Status of COVID-19 Positive Cases in COVID Care Facilities:

Sl. No.	Name of isolation facility	No. of cases admitted today	Cumulative no. of cases admitted	Number of cases discharged today	Cumulative no. of cases discharged	No. of cases currently in Isolation Facility
	A	B	C	D	E	F (C-E)
1.	RIMS	2	226	10	183	43
2.	JNIMS	0	289	7	166	123
3.	DH Bishnupur	0	36	0	32	4
4.	UNACCO	12	399	6	74	325
5.	TK Woodland Resort, Ukhrul	0	21	0	0	21
6.	Tamenglong Higher Secondary School/CCC	0	62	0	0	62
7.	CCC/ISO Ward, Churachandpur	0	9	0	0	9
8.	CCC, Senapati	0	19	0	0	19
9.	Quarantine Centers (Districts)	0	124	0	0	124
Total		14	1,185	23	455	730


 (H. Shyamkishor Sharma)
 State Microbiologist, IDSP
 Manipur


 (Antony H.)
 State Data Manager, IDSP
 Manipur


 (Dr L. Tomcha Khuman)
 State Surveillance Officer, IDSP
 Manipur